



**STRONG PARTNERS.
TOUGH TRUCKS.™**



DIESEL AND LPG FORKLIFT TRUCKS

H2.0-3.0XT

2 000 - 3 000 KG



H2.0XT, H2.5XT

DISTINGUISHING MARKS		HYSTER	HYSTER
1.1	Manufacturer	H2.0XT	H2.5XT
1.2	Manufacturer's type designation	H2.0XT	H2.5XT
	Engine / transmission	Yanmar 2.6L Basic Powershift 1-speed	PSI 2.4L Basic Powershift 1-speed
	Brake Type	Drum Brakes	Drum Brakes
1.3	Drive: electric (battery or mains), diesel, petrol, LPG	Diesel	LPG
1.4	Operator type: hand, pedestrian, standing, seated, order-picker	Seat	Seat
1.5	Rated capacity / rated load	2.0	2.0
1.6	Load centre distance	500	500
1.8	Load distance, centre of drive axle to fork (1)	471	471
1.9	Wheelbase	1623	1623

WEIGHTS		HYSTER		HYSTER	
2.1	Service weight	3750		3710	
2.2	Axle loading, laden front / rear	4984	767	4954	757
2.3	Axle loading, unladen front / rear	1767	1983	1747	1963

TYRES & CHASSIS		SE		SE	
3.1	Tyres: L=pneumatic, V=solid, SE=Pneumatic Shape Solid	SE		SE	
3.2	Tyre size, front	7.00x12-12		7.00x12-12	
3.3	Tyre size, rear	6.00x9		6.00x9	
3.5	Number of wheels, front/rear (x = driven)	2x	2	2x	2
3.6	Tread, front	970		970	
3.7	Tread, rear	993		993	

DIMENSIONS		6		6	
4.1	Tilt of mast / fork carriage forward / backward	6		6	
4.2	Height, mast lowered	2170		2170	
4.3	Free lift □	140		140	
4.4	Lift □	3290		3290	
4.5	Height, mast extended †	4515		4515	
4.7	Height of overhead guard (cabin) ■	2221		2221	
4.8	Seat height relating to SIP/stand height †	1129		1129	
4.12	Coupling height	349		349	
4.19	Overall length	3528		3528	
4.20	Length to face of forks	2528		2528	
4.21	Overall width	1140		1140	
4.22	Fork dimensions DIN ISO 2331	40x100x1000		40x100x1000	
4.23	Fork carriage ISO 2328, class/type A, B	IIA		IIA	
4.24	Fork carriage width ●	1067		1067	
4.31	Ground clearance, laden, below mast	80		80	
4.32	Ground clearance, centre of wheelbase	190		190	
4.34.1	Aisle width for pallets 1000 x 1200 crossways	3649		3649	
4.34.2	Aisle width for pallets 800 x 1200 lengthways	3849		3849	
4.35	Turning radius	2178		2178	
4.36	Internal turning radius	629		629	
4.43	Step height	415		415	

PERFORMANCE DATA		17.3		17.5		18.4		18.6	
5.1	Travel speed, laden/unladen	17.3		17.5		18.4		18.6	
5.2	Lift speed, laden/unladen	0.66		0.69		0.65		0.68	
5.3	Lowering speed, laden/unladen	0.58		0.50		0.58		0.50	
5.5	Drawbar pull, laden/unladen *	15.0		12.2		18.6		12.2	
5.7	Gradeability, laden/unladen †	18.1		34.6		23.9		34.6	
5.9	Acceleration time, laden/unladen	4.6		4.2		4.7		4.4	
5.10	Service brake	Hydraulic		Hydraulic		Hydraulic		Hydraulic	

PERFORMANCE DATA		Yanmar 2.6L		PSI 2.4L	
7.1	Engine manufacturer/type	Yanmar 2.6L		PSI 2.4L	
7.2	Engine power according to ISO 1585 / DIN 6271	33.0		46.0	
7.3	Rated speed	2350		2700	
7.4	Number of cylinders/displacement	4	2659	4	2351
7.5	Fuel consumption according to VDI cycle	2.7		2.5	

DRIVE/LIFT MECHANISM		Automatic		Automatic	
8.1	Type of drive unit	Automatic		Automatic	

ADDITIONAL DATA		0-155		0-155	
10.1	Operating pressure for attachments	0-155		0-155	
10.2	Oil volume for attachments	60		60	
10.3	Hydraulic oil tank, capacity	42		42	
10.4	Fuel tank, capacity	69		15.2	
10.7	Sound pressure level at the driver's seat ◊	79		79	
10.7.1	Guaranteed sound power 2000/14/EC	102		103	
10.8	Towing coupling type / DIN type	Pin		Pin	

Specification data is based on VDI 2198

EQUIPMENT AND WEIGHT:

Weights (lines 2.1, 2.2, 2.3) are based on the following specifications:

Complete truck with 3292mm (H2.0-2.5XT) / 3209mm (H3.0XT) TOF 2 stage LFL mast, standard carriage and 1 000 mm forks with manual hydraulics, overhead guard and pneumatic shaped solid drive and steer tyres.

HYSTER		HYSTER		HYSTER		1.1	
H2.5XT		H2.5XT		H2.5XT		1.2	
Yanmar 2.6L Basic Powershift 1-speed		Yanmar 3.3L Basic Powershift 1-speed		PSI 2.4L Basic Powershift 1-speed			
Drum Brakes		Drum Brakes		Drum Brakes			
Diesel		Diesel		LPG		1.3	
Seat		Seat		Seat		1.4	
2.5		2.5		2.5		1.5	
500		500		500		1.6	
471		471		471		1.8	
1623		1623		1623		1.9	

4080		4080		4040		2.1	
5704	876	5704	876	5674	866	2.2	
1689	2391	1689	2391	1669	2371	2.3	

SE		SE		SE		3.1	
7.00x12-12		7.00x12-12		7.00x12-12		3.2	
6.00x9		6.00x9		6.00x9		3.3	
2x	2	2x	2	2x	2	3.5	
970		970		970		3.6	
993		993		993		3.7	

6		6		6		6		4.1	
2170		2170		2170		2170		4.2	
140		140		140		140		4.3	
3290		3290		3290		3290		4.4	
4515		4515		4515		4515		4.5	
2221		2221		2221		2221		4.7	
1129		1129		1129		1129		4.8	
349		349		349		349		4.12	
3589		3589		3589		3589		4.19	
2589		2589		2589		2589		4.20	
1140		1140		1140		1140		4.21	
40x100x1000		40x100x1000		40x100x1000		40x100x1000		4.22	
IIA		IIA		IIA		IIA		4.23	
1067		1067		1067		1067		4.24	
80		80		80		80		4.31	
190		190		190		190		4.32	
3707		3707		3707		3707		4.34.1	
3907		3907		3907		3907		4.34.2	
2236		2236		2236		2236		4.35	
629		629		629		629		4.36	
415		415		415		415		4.43	

17.3		17.5		17.3		17.5		18.4		18.6		5.1	
0.66		0.69		0.66		0.69		0.65		0.68		5.2	
0.58		0.50		0.58		0.50		0.58		0.50		5.3	
14.8		12.2		23.0		12.2		18.4		12.2		5.5	
15.3		30.7		26.1		30.7		20.2		30.7		5.7	
4.9		4.3		4.2		3.9		5.0		4.4		5.9	
Hydraulic		Hydraulic		Hydraulic		Hydraulic		Hydraulic		Hydraulic		5.10	

Yanmar 2.6L		Yanmar 3.3L		PSI 2.4L		7.1	
33.0		44.9		46.0		7.2	
2350		2300		2700		7.3	
4	2659	4	3319	4	2351	7.4	
3.1		3.3		2.8		7.5	

Automatic		Automatic		Automatic		8.1	
Automatic		Automatic		Automatic		8.1	

0-155		0-155		0-155		10.1	
60		60		60		10.2	
42		42		42		10.3	
69		69		15.2		10.4	
79		79		79		10.7	
102		102		103		10.7.1	
Pin		Pin		Pin		10.8	

NOTE:

Specifications are affected by the condition of the vehicle and how it is equipped, as well as the nature and condition of the operating area. If these specifications are critical, the proposed application should be discussed with your dealer.

- Top of forks
- ◆ Without load backrest
- h₆ subject to +/- 5 mm tolerance
- ◇ Full-suspension seat in depressed position
- Add 32mm with load backrest

◆ Stacking aisle width (lines 4.34.1 & 4.34.2) are based on the VDI standard calculation as shown on illustration. The British Industrial Truck Association recommends the addition of 100 mm to the total clearance (dimension a) for extra operating margin at the rear of the truck.

* @ 1.6km/h. Drawbar pull performance figure (line 5.4) is only indicative for comparison purpose. These performances are only possible for a short period of time.

† @ 4.8km/h. Gradeability figures are provided for comparison of tractive performance, but are not intended to endorse the operation of the vehicle on the stated inclines. Follow instructions in the operating manual regarding operation on inclines.

◇ L_{PAZ}. Measured according to the test cycles and based on the weighting values contained in EN12053

Spec sheet truck based on :-

4350mm(H2.0-2.5XT) / 4015mm(H3.0XT)
TOF 3 stage FFL

Mast with standard carriage, 1000 mm forks with manual levers

MAST TABLES:

- * With load backrest
- Without load backrest

NOTICE:

Care must be exercised when handling elevated loads. When the carriage and/or load is elevated, truck stability is reduced. It is important that the mast tilt in either direction is kept to a minimum when loads are elevated. Operators must be trained and must read, understand and follow the instructions contained in the Operating Manual.

All values are nominal values and they are subject to tolerances. For further information, please contact the manufacturer. Hyster products are subject to change without notice.

Forklift trucks illustrated may feature optional equipment.

Values may vary with alternative configurations.

CE Safety:

This truck conforms to the current EU requirements.

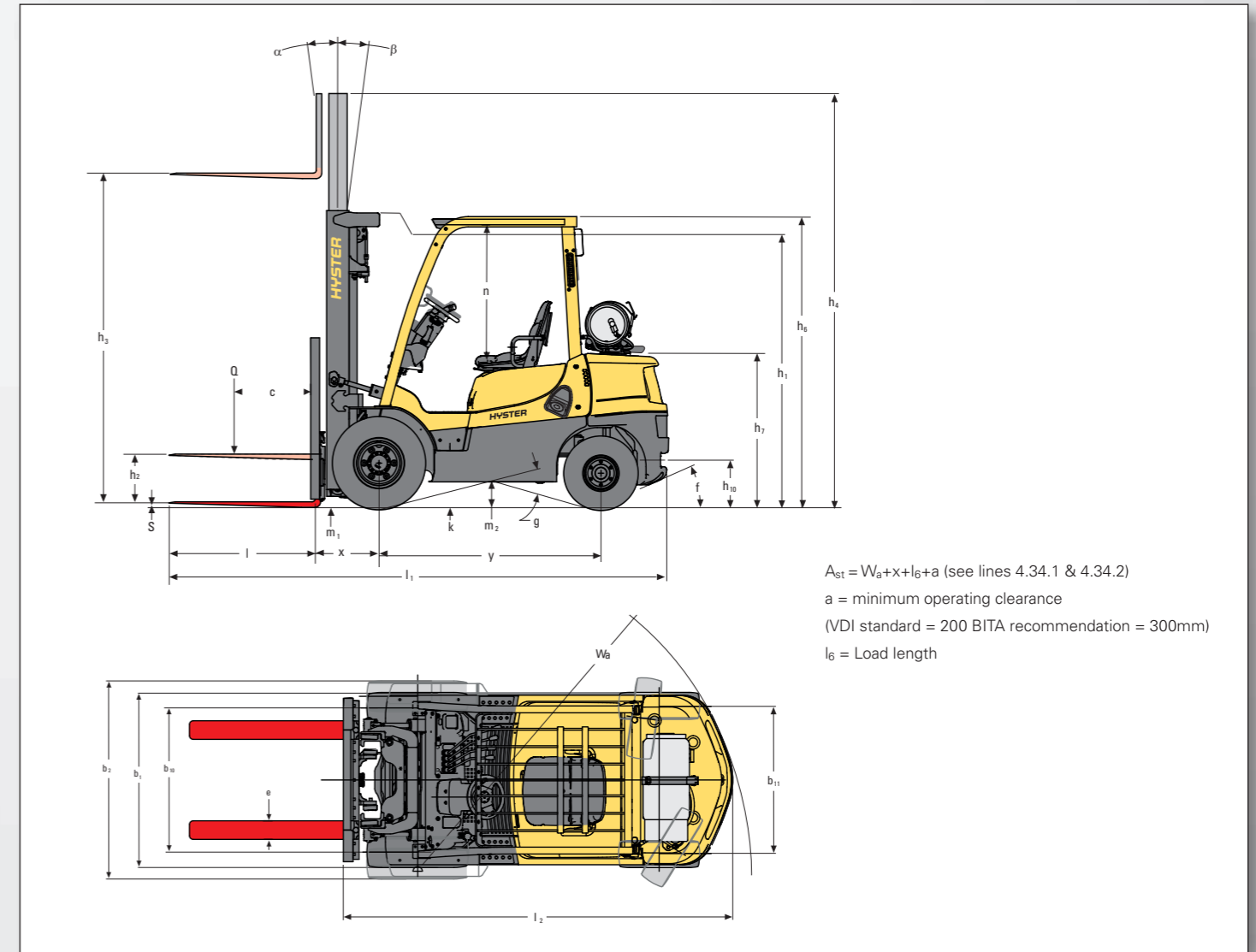
H3.0XT

DISTINGUISHING MARKS		HYSTER		HYSTER		HYSTER	
1.1	Manufacturer	HYSTER		HYSTER		HYSTER	
1.2	Manufacturer's type designation	H3.0XT		H3.0XT		H3.0XT	
	Engine / transmission	Yanmar 2.6L Basic Powershift 1-speed		Yanmar 3.3L Basic Powershift 1-speed		PSI 2.4L Basic Powershift 1-speed	
	Brake Type	Drum Brakes		Drum Brakes		Drum Brakes	
1.3	Drive: electric (battery or mains), diesel, petrol, LPG	Diesel		Diesel		LPG	
1.4	Operator type: hand, pedestrian, standing, seated, order-picker	Seat		Seat		Seat	
1.5	Rated capacity / rated load	3.0		3.0		3.0	
1.6	Load centre distance	500		500		500	
1.8	Load distance, centre of drive axle to fork (1)	478		478		478	
1.9	Wheelbase	1700		1700		1700	
WEIGHTS		4690		4690		4650	
2.1	Service weight	kg		kg		kg	
2.2	Axle loading, laden front / rear	6586 / 1087		6586 / 1087		6556 / 1077	
2.3	Axle loading, unladen front / rear	1892 / 2798		1892 / 2798		1872 / 2778	
TYRES & CHASSIS		SE		SE		SE	
3.1	Tyres: L=pneumatic, V=solid, SE=Pneumatic Shape Solid	SE		SE		SE	
3.2	Tyre size, front	28 X 9 - 15		28 X 9 - 15		28 X 9 - 15	
3.3	Tyre size, rear	6.50 X 10		6.50 X 10		6.50 X 10	
3.5	Number of wheels, front/rear (x = driven)	2x / 2		2x / 2		2x / 2	
3.6	Tread, front	970		970		970	
3.7	Tread, rear	993		993		993	
DIMENSIONS		6		6		6	
4.1	Tilt of mast / fork carriage forward / backward	α/β (°)		α/β (°)		α/β (°)	
4.2	Height, mast lowered	2195		2195		2195	
4.3	Free lift □	150		150		150	
4.4	Lift □	3105		3105		3105	
4.5	Height, mast extended ↕	4335		4335		4335	
4.7	Height of overhead guard (cabin) ■	2241		2241		2241	
4.8	Seat height relating to SIP/stand height ⇄	1149		1149		1149	
4.12	Coupling height	369		369		369	
4.19	Overall length	3696		3696		3696	
4.20	Length to face of forks	2696		2696		2696	
4.21	Overall width	1206		1206		1206	
4.22	Fork dimensions DIN ISO 2331	50x125x1000		50x125x1000		50x125x1000	
4.23	Fork carriage ISO 2328, class/type A, B	IIIA		IIIA		IIIA	
4.24	Fork carriage width ●	1067		1067		1067	
4.31	Ground clearance, laden, below mast	100		100		100	
4.32	Ground clearance, centre of wheelbase	210		210		210	
4.34.1	Aisle width for pallets 1000 × 1200 crossways	3802		3802		3802	
4.34.2	Aisle width for pallets 800 × 1200 lengthways	4002		4002		4002	
4.35	Turning radius	2324		2324		2324	
4.36	Internal turning radius	618		618		618	
4.43	Step height	435		435		435	
PERFORMANCE DATA		18.7		18.9		19.8	
5.1	Travel speed, laden/unladen	km/h		km/h		km/h	
5.2	Lift speed, laden/unladen	0.58		0.61		0.57	
5.3	Lowering speed, laden/unladen	0.58		0.50		0.58	
5.5	Drawbar pull, laden/unladen *	13.4		13.8		16.8	
5.7	Gradeability, laden/unladen †	12.3		30.5		16.2	
5.9	Acceleration time, laden/unladen	5.3		4.5		5.4	
5.10	Service brake	Hydraulic		Hydraulic		Hydraulic	
PERFORMANCE DATA		Yanmar 2.6L		Yanmar 3.3L		PSI 2.4L	
7.1	Engine manufacturer/type	Yanmar 2.6L		Yanmar 3.3L		PSI 2.4L	
7.2	Engine power according to ISO 1585 / DIN 6271	33.0		44.9		46.0	
7.3	Rated speed	2350		2300		2700	
7.4	Number of cylinders/displacement	4 / 2659		4 / 3319		4 / 2351	
7.5	Fuel consumption according to VDI cycle	3.5		3.8		3.1	
DRIVE/LEAF MECHANISM		Automatic		Automatic		Automatic	
8.1	Type of drive unit	Automatic		Automatic		Automatic	
ADDITIONAL DATA		0-155		0-155		0-155	
10.1	Operating pressure for attachments	bar		bar		bar	
10.2	Oil volume for attachments	60		60		60	
10.3	Hydraulic oil tank, capacity	42		42		42	
10.4	Fuel tank, capacity	69		69		15.2	
10.7	Sound pressure level at the driver's seat ◇	79		79		79	
10.7.1	Guaranteed sound power 2000/14/EC	102		102		103	
10.8	Towing coupling type / DIN type	Pin		Pin		Pin	

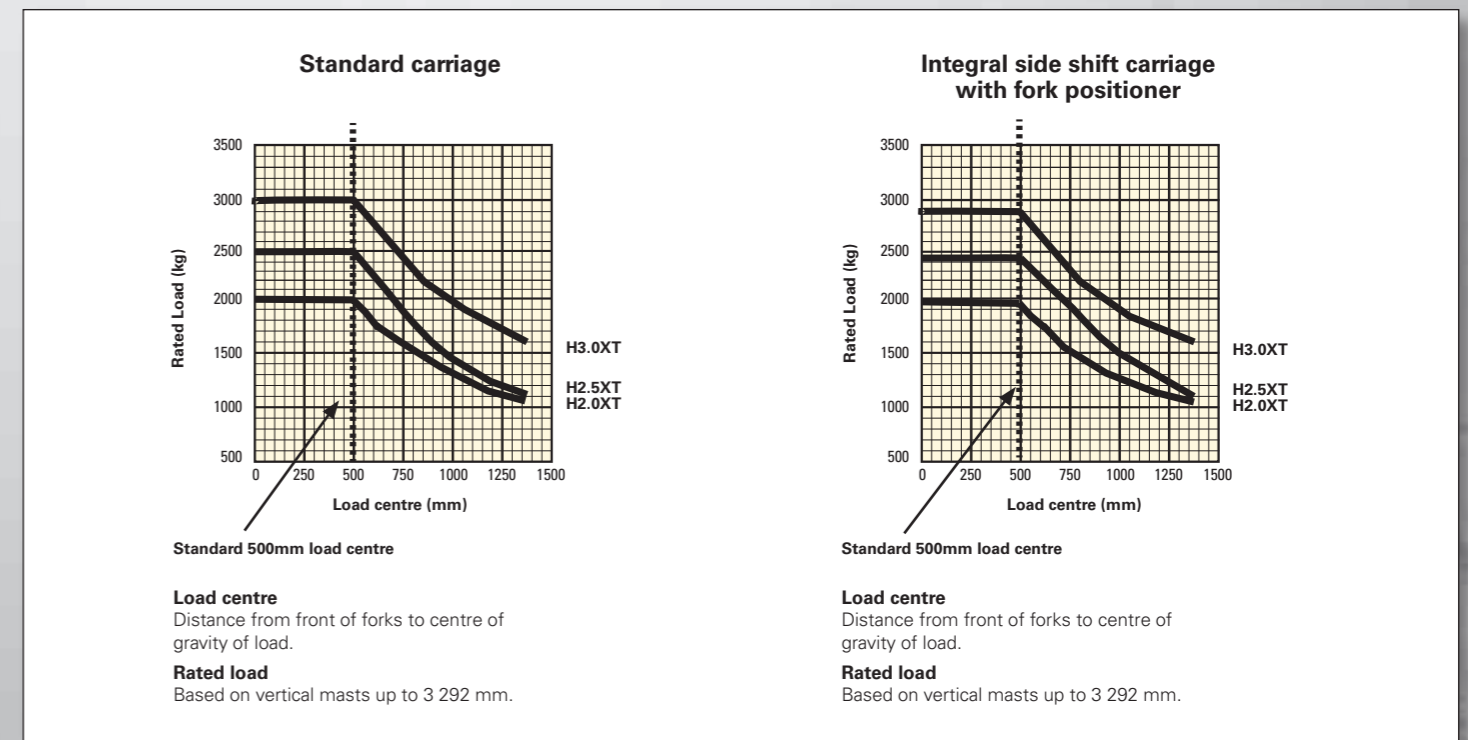
EQUIPMENT AND WEIGHT:

Weights (lines 2.1, 2.2, 2.3) are based on the following specifications:
 Complete truck with 3292mm (H2.0-2.5XT) / 3209mm (H3.0XT) TOF 2 stage LFL mast, standard carriage and 1 000 mm forks with manual hydraulics, overhead guard and pneumatic shaped solid drive and steer tyres.

TRUCK DIMENSIONS



RATED CAPACITIES



MAST AND CAPACITY INFORMATION

Values shown are for standard equipment. When using non-standard equipment, these values may change. Please contact your Hyster dealer for information.

MASTS H2.0-2.5XT

Mast	Maximum fork height (mm)	Back tilt	Overall lowered height (mm)	Overall Extended height (mm) ✱	Free lift (top of forks) (mm) □
2-Stage Limited Free Lift	3290	6°	2170	4515	140
	3790	6°	2420	5015	140
	4330	6°	2770	5555	140
	4830	6°	3020	6055	140
3-Stage Full Free Lift	4350	6°	1970	5570	1380
	4800	6°	2120	6020	1530
	4950	6°	2170	6170	1580
	5100	6°	2270	6320	1680
	5550	6°	2420	6770	1830
	6000	6°	2620	7220	2030

MASTS H3.0XT

Mast	Maximum fork height (mm)	Back tilt	Overall lowered height (mm)	Overall Extended height (mm) ✱	Free lift (top of forks) (mm) □
2-Stage Limited Free Lift	3105	6°	2195	4335	150
	3205	6°	2245	4435	150
	3605	6°	2445	4835	150
	4105	6°	2795	5335	150
	4605	6°	3045	5835	150
	4015	6°	1995	5245	1315
3-Stage Full Free Lift	4615	6°	2195	5845	1515
	4765	6°	2245	5995	1615
	4915	6°	2345	6145	1665
	5215	6°	2445	6445	1765
	5815	6°	2695	7045	2015

H2.0-3.0XT – Capacity Chart in kg @ 500mm Load Centre

MAST	Maximum fork height (mm)	Pneumatic Shaped Solid Tyres						
		Without Sideshift		With ISS & FP		Maximum Fork Height (mm)	Without Sideshift	With ISS & FP
		H2.0XT	H2.5XT	H2.0XT	H2.5XT		H3.0XT	H3.0XT
2-Stage Limited Free Lift	-	-	-	-	-	3105	3000	2920
	3290	2000	2500	1980	2470	3205	3000	2920
	3790	2000	2500	1970	2460	3605	3000	2910
	4330	2000	2500	1960	2440	4105	3000	2890
	4830	1900	2390	1850	2330	4605	2900	2780
3-Stage Full Free Lift	4350	2000	2500	1950	2470	4015	3000	2890
	4800	1910	2400	1860	2360	4615	2910	2790
	4950	1880	2370	1820	2330	4765	2870	2760
	5100	1850	2330	1790	2290	4915	2840	2720
	5550	1750	2100	1680	2100	5215	2720	2650
	6000	1640	1770	1570	1780	5815	2120	2140

H2.0-3.0XT – Capacity Chart in kg @ 600mm Load Centre

MAST	Maximum fork height (mm)	Pneumatic Shaped Solid Tyres						
		Without Sideshift		With ISS & FP		Maximum Fork Height (mm)	Without Sideshift	With ISS & FP
		H2.0XT	H2.5XT	H2.0XT	H2.5XT		H3.0XT	H3.0XT
2-Stage Limited Free Lift	-	-	-	-	-	3105	2780	2660
	3290	1890	2340	1800	2250	3205	2780	2660
	3790	1870	2330	1790	2240	3605	2770	2650
	4330	1860	2320	1780	2220	4105	2750	2630
	4830	1760	2210	1680	2120	4605	2650	2540
3-Stage Full Free Lift	4350	1850	2340	1770	2240	4015	2760	2630
	4800	1770	2250	1690	2150	4615	2670	2540
	4950	1740	2210	1660	2120	4765	2630	2510
	5100	1700	2170	1630	2080	4915	2600	2480
	5550	1600	2060	1530	1970	5215	2530	2410
	6000	1490	1770	1420	1780	5815	2120	2140

H2.0-3.0XT – Capacity Chart in kg @ 700mm Load Centre

MAST	Maximum fork height (mm)	Pneumatic Shaped Solid Tyres						
		Without Sideshift		With ISS & FP		Maximum Fork Height (mm)	Without Sideshift	With ISS & FP
		H2.0XT	H2.5XT	H2.0XT	H2.5XT		H3.0XT	H3.0XT
2-Stage Limited Free Lift	-	-	-	-	-	3105	2550	2440
	3290	1720	2140	1650	2060	3205	2540	2440
	3790	1710	2130	1650	2050	3605	2540	2430
	4330	1700	2120	1630	2040	4105	2520	2420
	4830	1610	2020	1540	1940	4605	2430	2330
3-Stage Full Free Lift	4350	1700	2140	1620	2060	4015	2530	2420
	4800	1620	2050	1550	1970	4615	2440	2330
	4950	1590	2020	1520	1940	4765	2410	2300
	5100	1560	1990	1490	1910	4915	2380	2270
	5550	1470	1890	1400	1810	5215	2310	2210
	6000	1360	1770	1310	1700	5815	2120	2070

NOTE: To calculate truck capacities with alternative truck specifications to the ones shown in the above tables, please use the Hy-Rater software.

PRODUCT FEATURES

Tough and reliable, the H2.0-3.0XT forklift series is built for a wide variety of indoor and outdoor applications including logistics, distribution and manufacturing.

Businesses can depend on these diesel or LPG forklifts to give maximum uptime when lifting loads up to three tonnes. Expect low running costs, every day of the week.

MAXIMUM DEPENDABILITY AND UPTIME

The robust and durable XT series is built using proven components produced by Hyster to the highest quality standards, giving a long and reliable performance.

Heavy-duty industrial engines deliver power efficiently with 500-hour service intervals.

All engines feature cast iron blocks and five main bearing design, LPG engines feature coil over plug ignition designs, and especially hardened intake and exhaust valve seats to ensure long operating life.

Engines are fully isolated from the frame and axle to prevent direct transmission of noise and vibration, resulting in low vehicle noise and vibration levels.

■ Yanmar 2.6L or 3.3L Diesel engine

Heavy duty diesel engines from Yanmar have super quick glow plugs allowing the engine to start quickly and reliably under cold conditions, delivering a cleaner exhaust by advancing the fuel injection timing based on water temperature.

■ PSI 2.4L LPG engine

The robust and reliable PSI engines have two engine modes, HiP for maximum productivity, ECO-eLo for the best fuel economy. Dual Fuel machines are also available and utilise the PSI 2.4L engine

To reduce the possibility of oil leaks from the hydraulic system, the trucks feature O-ring face seal fittings.

ENHANCED PRODUCTIVITY

Move loads quickly thanks to powerful tractive and hydraulic systems.

With excellent visibility, rigidity and low settling times at elevation, the class leading Hyster masts give precise and confident operation over a long service life.

Enhanced lateral stability without compromise to travel on uneven surface. The maintenance free HSM™ reduces truck lean by limiting the articulation of the steer axle.

An integral side-shift option allows accurate load placement with minimal loss of capacity.

The travel speed limit option does not impact truck acceleration or hoist speed.

A side shifting fork positioner (integral) that keeps the driver on the seat and productive at all times is a cost effective option. It also reduces lifting and strain on the operator.

Where attachments are needed, fourth function hydraulics with interlock allow use with clamping attachments.

Configurable cooling and filtration systems help to achieve maximum performance in specialised applications.

INDUSTRY LEADING ERGONOMICS

Drivers enjoy easy and comfortable operation, keeping them productive through a shift.

Excellent all-around visibility thanks to the optimum seat position and narrow overhead guard legs, as well as excellent through-mast load visibility.

Noise exposure has been kept to a minimum for operators and others working in the area.

Vibration levels for the driver are low and the full suspension seat can be adjusted to suit the driver's height and weight, with a full 80 mm of suspension travel.

The seat backrest is adjustable to accommodate different driver seating preferences and the armrest angles are adjustable to fit the individual operator.

The controls are well placed and a large, low step makes it easy to get on and off the truck regularly.

The rear drive handle option includes a thumb operated horn button which allows the driver to alert others of their presence without taking their hands off the wheel or their eyes off their travel direction.

A full, but flexible range of cabins can be added and removed easily from the machines. Cabins are available ex-factory, or from Hyster Aftermarket

LOW COST OF OWNERSHIP

This affordable truck is productive, fuel efficient, easy to service and reliable, and with Hyster support in the aftermarket will give long life and good residual values.

The operator presence system stops hydraulic functions and shifts the transmission to neutral, when the driver is not on the seat, helping to reduce running costs.

Personalise the XT to meet complex site challenges. Options such as traction speed control, light kits (halogen or LED), Pedestrian Awareness Light (PAL), side shifts, side shifting fork positioner, telemetry systems and more are available straight from the factory.

SIMPLIFIED SERVICEABILITY

A simple machine to service with 500-hour service intervals helps to reduce lifetime costs.

Easy service access with simplified layout of wiring and hydraulics offers greater access to components, which decreases service time for unscheduled repairs and regular maintenance.

Superior filtration system, robust clutch packs, sealed electrical connectors and O-ring face seals all contribute to reducing service requirements.

All service parts are readily available.

As with all Hyster products, the XT is supported by a network of over 150 dealer locations across Europe, Middle East & Africa, with over 3,000 trained service technicians ready to respond to your maintenance needs.

STRONG PARTNERS. TOUGH TRUCKS.™

FOR DEMANDING OPERATIONS, EVERYWHERE.

Hyster supplies a complete range of warehouse equipment, IC and electric counterbalanced trucks, container handlers and reach stackers. Hyster is committed to being much more than a lift truck supplier.

Our aim is to offer a complete partnership capable of responding to the full spectrum of material handling issues: Whether you need professional consultancy on your fleet management, fully qualified service support, or reliable parts supply, you can depend on Hyster.

Our network of highly trained dealers provides expert, responsive local support. They can offer cost-effective finance packages and introduce effectively managed maintenance programmes to ensure that you get the best possible value. Our business is dealing with your material handling needs so you can focus on the success of your business today and in the future.



HYSTER EUROPE

Centennial House, Frimley Business Park, Frimley, Surrey, GU16 7SG, England.

Tel: +44 (0) 1276 538500



www.hyster.eu



infoeurope@hyster.com



[/HysterEurope](https://www.facebook.com/HysterEurope)




[@HysterEurope](https://twitter.com/HysterEurope)



[/HysterEurope](https://www.youtube.com/HysterEurope)



HYSTER-YALE UK LIMITED trading as Hyster Europe. Registered Address: Centennial House, Building 4.5, Frimley Business Park, Frimley, Surrey GU16 7SG, United Kingdom. Registered in England and Wales. Company Registration Number: 02636775.

HYSTER,  and FORTENS are registered trademarks in the European Union and certain other jurisdictions.

MONOTROL[®] is a registered trademark, and DURAMATCH and  are trademarks in the United States and in certain other jurisdictions.

Hyster products are subject to change without notice. Forklift trucks illustrated may feature optional equipment.